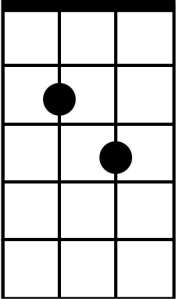
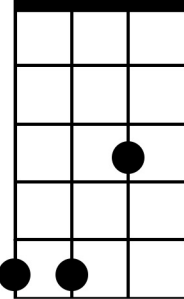
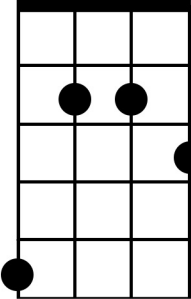
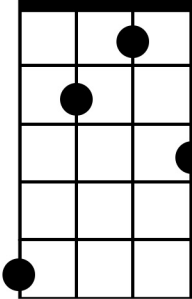
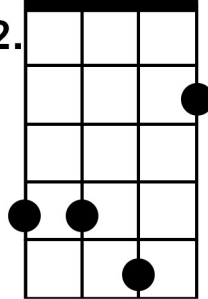
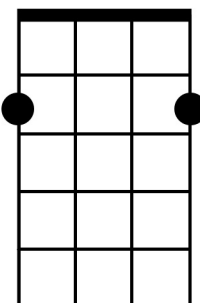
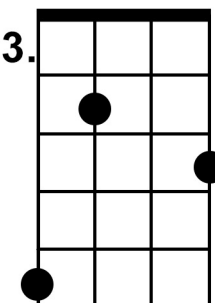
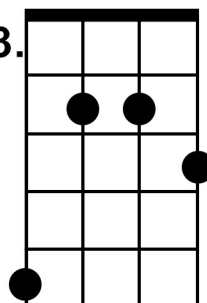
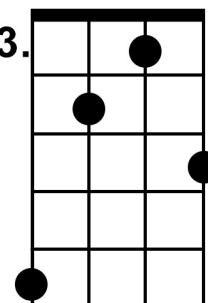
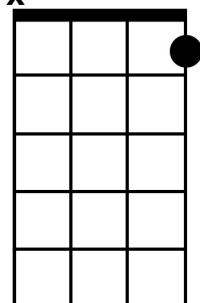


Die wichtigsten Akkorde auf der Mandoline

Um Euch den Einstieg so leicht wie möglich zu machen haben wir von den Grundakkorden jeweils zwei verschiedene Griffmuster notiert.

Saiten, die nicht angeschlagen, bzw. die abgedämpft werden sollen sind mit einem "x" gekennzeichnet

C	C	Cmaj7	C7	Cm
				
D	D	Dmaj7	D7	Dm
				
E	E	Emaj7	E7	Em
